














	Title	Designation	Length/Version	Diameter/ Wall Thickness	Weight	Article number
	Alu / Wood Planks incl. Ladder Type P	Alu/wood planks Type P	A/W	2,50m x 0,64m	24 kg	PDAH25064
	Alu / Wood Planks incl. Ladder Type P	Alu/wood planks Type P	A/W	3,00m x 0,64m	26 kg	PDAH30064
	Alu/Wood Planks incl. Ladder Typ R	Alu/wood planks Type R	A/W	2,50m x 0,60m	22 kg	RDAH25060
	Alu/Wood Planks incl. Ladder Typ R	Alu/wood planks Type R	A/W	3,00m x 0,60m	24 kg	RDAH30060
	Aluminium Planks incl. Ladder Type P	Alu planks Type P	ALU	2,50m x 0,64m	21 kg	PDA25064
	Aluminium Planks incl. Ladder Type P	Alu planks Type P	ALU	3,00m x 0,64m	23 kg	PDA30064
	Aluminium Planks incl. Ladder Type R	Alu planks Type R	ALU	2,50m x 0,60m	20 kg	RDA25060
	Aluminium Planks incl. Ladder Type R	Alu planks Type R	ALU	3,00m x 0,60m	22 kg	RDA30030
	Alu/Wood Board / Type P	Alu/wood planks Type P	A/W	3,00m x 0,64m	20 kg	307
	Alu/Wood Board / Type P	Alu/wood planks Type P	A/W	2,50m x 0,64m	17 kg	306
	Alu/Wood Board / Type P	Alu/wood planks Type P	A/W	2,00m x 0,64m	15 kg	305
	Alu Board / Type P	Alu Board Type P	ALU	1,50m x 0,32m x 0,052m	6,5 kg	PA15032
	Alu Board / Type P	Alu Board Type P	ALU	2,00m x 0,32m x 0,052m	8 kg	PA20032
	Alu Board / Type P	Alu Board Type P	ALU	2,50m x 0,32m x 0,052m	10,50 kg	PA25032
	Alu Board / Type P	Alu Board Type P	ALU	3,00m x 0,32m x 0,052m	12 kg	PA30032
	Alu Board / Type P	Alu Board Type P	ALU	1,50m x 0,64m x 0,052m	12 kg	PA15064
	Alu Board / Type P	Alu Board Type P	ALU	2,00m x 0,64m x 0,052m	14 kg	PA20064
	Alu Board / Type P	Alu Board Type P	ALU	2,50m x 0,64m x 0,052m	15 kg	PA25064
	Alu Board / Type P	Alu Board Type P	ALU	3,00m x 0,64m x 0,052m	18 kg	PA30064
	Alu Board / Type L	Alu Board Type L	ALU	1,57m x 0,32m x 0,052m	9,5 kg	LA15732
	Alu Board / Type L	Alu Board Type L	ALU	2,07m x 0,32m x 0,052m	11,5 kg	LA20732
	Alu Board / Type L	Alu Board Type L	ALU	2,57m x 0,32m x 0,052m	13,50 kg	LA25732
	Alu Board / Type L	Alu Board Type L	ALU	3,07m x 0,32m x 0,052m	16,50 kg	LA30732
	Alu Board / Type L	Alu Board Type L	ALU	1,57m x 0,61m x 0,052m	11 kg	LA15761
	Alu Board / Type L	Alu Board Type L	ALU	2,07m x 0,61m x 0,052m	14,50 kg	LA20761
	Alu Board / Type L	Alu Board Type L	ALU	2,57m x 0,61m x 0,052m	18,50 kg	LA25761
	Alu Board / Type L	Alu Board Type L	ALU	3,07m x 0,61m x 0,052m	22 kg	LA30761
	Alu Landing Stairs / Type L	Landing Stairs Aluminium Type L	ALU	3,25m x 0,60m	16 kg	417
	Safety Guard Rail for Landing Stairs	Safety Guard Rail for Landing Stairs	Exterior	3,45m	16 kg	426
	Safety Guard Rail for Landing Stairs	Safety Guard Rail for Landing Stairs	Interior	3,45m	11,50 kg	425

	Title	Designation	Length/Version	Diameter/ Wall Thickness	Weight	Article number
	Double Coupler - Reduced	Double Coupler - Reduced	Hot Dip Galv.	48,3mm x 60mm	1,80 kg	ST-0009
	Double Coupler - Reduced	Double Coupler - Reduced	Hot Dip Galv.	60mm x 60mm	1,90 kg	P-0019
	Double Coupler - Reduced	Double Coupler - Reduced	Hot Dip Galv.	48,3mm x 76mm	1,15 kg	P-0043
	Double Coupler - Reduced	Double Coupler - Reduced	Hot Dip Galv.	48,3mm x 42mm	1,35 kg	P-0040
	Double Coupler - Reduced	Double Coupler - Reduced	Hot Dip Galv.	42mm x 42mm	1,25 kg	ST-0007
	Double Coupler - Reduced	Double Coupler - Reduced	Hot Dip Galv.	48,3mm x 38mm	1,20 kg	P-0041
	Double Coupler - Reduced	Double Coupler - Reduced	Hot Dip Galv.	48,3mm x 34mm	1,30 kg	ST-0018
	Double Coupler - Reduced	Double Coupler - Reduced	Hot Dip Galv.	38mm x 34mm	1,15 kg	P-0048
	Double Coupler - Reduced	Double Coupler - Reduced	Hot Dip Galv.	34mm x 34mm	1,10 kg	P-0042
	Swivel Coupler - Reduced	Swivel Coupler - Reduced	Hot Dip Galv.	48,3mm x 60mm	1,90 kg	ST-0010
	Swivel Coupler - Reduced	Swivel Coupler - Reduced	Hot Dip Galv.	60mm x 60mm	2,00 kg	ST-0020
	Swivel Coupler - Reduced	Swivel Coupler - Reduced	Hot Dip Galv.	48,3mm x 76mm	2,20 kg	ST-0017
	Swivel Coupler - Reduced	Swivel Coupler - Reduced	Hot Dip Galv.	48,3mm x 42mm	1,30 kg	ST-0031
	Swivel Coupler - Reduced	Swivel Coupler - Reduced	Hot Dip Galv.	42mm x 42mm	1,20 kg	ST-0008
	Swivel Coupler - Reduced	Swivel Coupler - Reduced	Hot Dip Galv.	48,3mm x 38mm	1,25 kg	P-0014
	Swivel Coupler - Reduced	Swivel Coupler - Reduced	Hot Dip Galv.	48,3mm x 34mm	1,15 kg	P-0015
	Swivel Coupler - Reduced	Swivel Coupler - Reduced	Hot Dip Galv.	38mm x 34mm	1,10 kg	P-0049
	Swivel Coupler - Reduced	Swivel Coupler - Reduced	Hot Dip Galv.	34mm x 34mm	1,05 kg	P-0043
	Hammerhead Bolt	Hammerhead Bolt	Yellow	M 14 x 68 mm	0,12 kg	ST-0029
	Hammerhead Bolt	Hammerhead Bolt	Yellow	M 14 x 97 mm	0,15 kg	ST-0038
	Nut	Nut	Yellow	19 or 22 mm	0,035 kg	ST-0030